

Weekly Overview of Learning

Year Group: 2 Week beginning: 15.7.24






Every Tuesday, you will see the weekly overview that sets out our learning for the week on the learning section of our school website and on Google Classroom. This is the work that children will be doing in school. If there are any questions, please email your child's class teacher.

English Reading and Writing	Monday	Tuesday	Wednesday	Thursday	Friday
	<p><u>LI: We are learning to be confident to say what I like and don't like and ask for help.</u></p> <p><u>PSHCE Focus</u></p>	<p><u>LI: We are learning to identify what I am looking forward to when I move to my next class.</u></p> <p><u>PSHCE Focus</u></p>	<p><u>LI: We are learning to persuade people to visit Worthing.</u></p>		<p><u>LI: We are learning to answer questions based on what we have learnt.</u></p>
Speaking and Listening Focus	<p>Children will ask questions to find out more about a subject.</p> <p>Children will build on others' ideas in discussions.</p> <p>I think... because... I prefer... because... My partner thinks... I agree/disagree because...</p>	<p>Children will develop an awareness of the audience. Children will be aware of others who have not spoken and invite them into discussion.</p> <p>I think ... because... Next time I could... I found... hard/easy because... I like / dislike... because... It was interesting because... I like this because ...</p>	<p>Children will develop an awareness of an audience. Children will showcase and present their posters to the class. Those in the audience will give feedback on what went well and what they learnt.</p> <p>Firstly... Secondly... I think... As you can see... The poster says...</p>		<p>Children will listen to the questions being read to them and independently answer.</p>
Key vocabulary and Key Bloom's higher order thinking questions	<p>Key Vocabulary</p> <p>Touch Texture Cuddle Hug Squeeze Like Dislike Acceptable</p>	<p>Key Vocabulary</p> <p>Change Looking forward Excited Nervous Anxious Happy</p>	<p>Key Vocabulary</p> <p>poster Worthing visit beach seaside pier ice cream paragliding seals</p>		<p>Key Vocabulary</p> <p>coastline erosion pollution United Kingdom sea lighthouse compass symbol</p> <p>Key Questions</p>

Weekly Overview of Learning

Year Group: 2 Week beginning: 15.7.24




Every Tuesday, you will see the weekly overview that sets out our learning for the week on the learning section of our school website and on Google Classroom. This is the work that children will be doing in school. If there are any questions, please email your child's class teacher.

	<p>Unacceptable Comfortable Uncomfortable</p> <p>Key Questions What textures can you feel? What textures do you like/not like?</p>	<p>Key Questions What are you looking forward to next year? How are you feeling about moving to a different class?</p>	<p>Key Questions What can you see on the poster? Why should you visit Worthing beach? Where is there to do? What is there to see? What is good about this poster?</p>	<p>Which sea is found off the coast of the United Kingdom? What is the name of this coastal feature? What are the points on a compass? What does this map symbol mean?</p>
<p>Activities</p>	<p>In this lesson, children will explore the types of touch and textures they like and dislike.</p> <p>They will explore what is acceptable and not and discuss the different ways to ask for help.</p> 	<p>In this lesson children will reflect on year 2 and identify what they are looking forward to in year 3.</p> <p>They will complete a leaf -</p> <p>One side of your leaf write or draw:</p> <ul style="list-style-type: none"> • One thing you like about being who you are • One thing you are looking forward to about getting older • One thing you would like to change next year and how to do it <p>On the other side of the leaf:</p> <ul style="list-style-type: none"> • Explain how you feel about getting older and facing new changes 	 <p>Look at the poster above – what are the features?</p>  	<p>Children will take a short quiz on what they have learnt over the year regarding coastlines. The class teacher will read out the questions to the class and children will use their knowledge to answer. Questions are based around the sea, compass, and reading symbols.</p> <p>4. What does this map symbol mean?</p> 

Weekly Overview of Learning

Year Group: 2 **Week beginning: 15.7.24**

Every Tuesday, you will see the weekly overview that sets out our learning for the week on the learning section of our school website and on Google Classroom. This is the work that children will be doing in school. If there are any questions, please email your child's class teacher.

			 <p>Look at the example poster. What are the good things about Worthing? Why will people visit the beach? Children create own poster to advertise Worthing.</p>	<p>Label the missing compass point.</p>  <p>What is the name of this coastal feature?</p>  <div style="border: 1px solid black; width: 50px; height: 20px; margin-left: 100px;"></div>
--	--	--	--	--

Additional Literacy Learning	Lesson 1	Lesson 2	Lesson 3	Lesson 4	Lesson 5
------------------------------	----------	----------	----------	----------	----------

Weekly Overview of Learning

Year Group: 2 Week beginning: 15.7.24


Every Tuesday, you will see the weekly overview that sets out our learning for the week on the learning section of our school website and on Google Classroom. This is the work that children will be doing in school. If there are any questions, please email your child's class teacher.

<p>Phonics</p>	<p>Children will recap possessive apostrophes and contractions by matching the object to the owner and writing sentences using an apostrophe.</p>	<p>Children will use the 'll machine to add it onto a range of words such as he and she.</p>	<p>children will complete a word search by using the clues about what the contraction could be. Children will fill in the blank sentences with the correct contractions.</p>	<p>Children will complete a writing task about describing their family. They will describe how they look, activities they like and their favourite things using possessive apostrophes and contractions.</p>	<p>Ask the class to design and create interactive displays for these monsters and their CEWs. For example, make monsters with a 'slit' mouth that can be fed CEW cards or the class could make the monster homes to add the monster and the flashcards to. Monster and home images can be downloaded from the Display Section and enlarged to support this activity.</p>
<p>Class Text – Reading Aloud 10-15 mins each day</p>	<p>Aspen Class – Butterfly lion</p>	<p>Chestnut Class Matilda Author - Roald Dahl</p>	<p>Pine Class Best Friends Author - Wendy Finney</p>	<p>Sycamore The Twits Author - Roald Dahl</p>	

Weekly Overview of Learning

Year Group: 2 Week beginning: 15.7.24

Every Tuesday, you will see the weekly overview that sets out our learning for the week on the learning section of our school website and on Google Classroom. This is the work that children will be doing in school. If there are any questions, please email your child's class teacher.



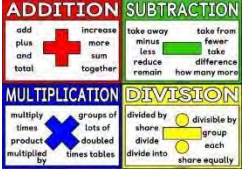





Maths	Lesson 1	Lesson 2	Lesson 3	Lesson 4	Lesson 5
	<u>LI: We are learning to recall our 3 times tables.</u>	<u>LI: We are learning to present what we know.</u>	<u>LI: We are learning to present what we know.</u>	<u>LI: We are learning to use our knowledge of money to add different coins.</u>	<u>LI: We are learning to use our knowledge of doubles.</u>
Key vocabulary and key questions	<p>Key Vocabulary</p> <ul style="list-style-type: none"> -Multiplication -Arrays -Repeated addition -3 times tables <p>Key Questions</p> <ul style="list-style-type: none"> -Do you know your 3 times tables? -Do you know how to use repeated addition? -Which method is your favourite to learn your 3 times table? 	<p>Key Vocabulary</p> <ul style="list-style-type: none"> -Represent -Present -Addition -Subtraction -Multiplication -Division -Method <p>Key Questions</p> <ul style="list-style-type: none"> -What have you learnt this year? -What have you found easy? 	<p>Key Vocabulary</p> <ul style="list-style-type: none"> -Represent -Present -Addition -Subtraction -Multiplication -Division -Method <p>Key Questions</p> <ul style="list-style-type: none"> -What have you learnt this year? -What have you found easy? 	<p>Key Vocabulary</p> <ul style="list-style-type: none"> -Coins -Money -Pence -Pounds -Different -Same -Amount -Addition <p>Key Questions</p> <ul style="list-style-type: none"> -What coins are there? -What is the smallest coin? -What is the biggest coin? 	<p>Key Vocabulary</p> <ul style="list-style-type: none"> -Numbers -Double -Total -Amount -Repeated addition <p>Key Questions</p> <ul style="list-style-type: none"> -What is double? -Can you add 5 + 5? -What is the total? -What strategy did you use?

Weekly Overview of Learning

Year Group: 2 Week beginning: 15.7.24

Every Tuesday, you will see the weekly overview that sets out our learning for the week on the learning section of our school website and on Google Classroom. This is the work that children will be doing in school. If there are any questions, please email your child's class teacher.

		<p>-What have you found difficult?</p>	<p>-What have you found difficult?</p>	<p>-Can you add these two amounts together?</p>	
<p>Activities</p> <p>Today, we will be preparing for Year 3 by learning our 3 times tables.</p>  <p>We will begin by recapping the 3 times tables.</p> <p>We will then answer questions using our knowledge of the 3 times tables and repeated addition.</p> 	<p>In this lesson, children will make a poster displaying all that they have learnt in Maths this year.</p> <p>We will begin the lesson by recapping everything we have learned by a short quiz.</p>  <p>Children will then have time to create a poster displaying all their new knowledge to present to their teacher next year.</p>	<p>Today, we are continuing with our poster.</p> <p>Children will recap what we have learnt so far this year.</p> <p>Children will then choose other topics they would like to display on their poster.</p>  <p>They will explain our topic and explain how to complete these topic questions.</p>	<p>Children will recap the different coins, what pence and pound mean.</p>  <p>Children will identify different coins and their amount.</p> <p>Children will add up different amounts to get a total using a range of coins.</p>	 <p>Children will recap their doubling skills. Children will use their repeated addition skills to help them. Children will answer a range of doubling questions.</p>	

Music – Sing Up

RE – Widening Horizons

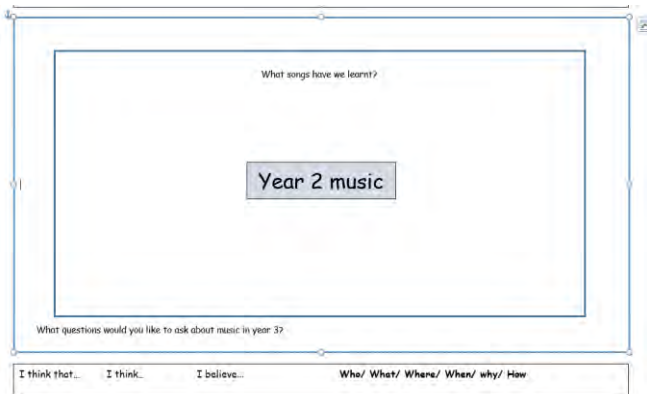
PE – Get Set 4 PE

Weekly Overview of Learning

Year Group: 2 Week beginning: 15.7.24

Every Tuesday, you will see the weekly overview that sets out our learning for the week on the learning section of our school website and on Google Classroom. This is the work that children will be doing in school. If there are any questions, please email your child's class teacher.

LI: We are learning to reflect on all our music we have learnt this year.



What songs have we learnt? What songs have we enjoyed? What music have we looked at?

What would you like to learn next year?

LI: We are learning to explain what we have learnt from Sikh stories.



What did they say?



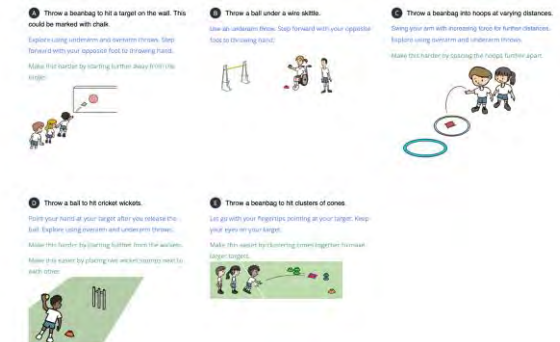
Athletics – lesson 5

LI: We are learning to develop throwing for accuracy.

The children will be discussing what accuracy means. They will then discuss how to throw accurately:

- Keep your eyes looking at your target.
- Point your hand at your target after you throw.
- Throw from a balanced starting position.

The children will then show they accuracy skills in a circuit.



Fitness- lesson 5

LI: We are learning to explore exercises that develop strength.


In PE this week, children will be lesson, children will be thinking about 'Why is it important to be strong? We use strength all of the time in our everyday lives; carrying heavy school bags, walking, running, climbing and to help us have good posture. It also

Weekly Overview of Learning

Year Group: 2 Week beginning: 15.7.24

Every Tuesday, you will see the weekly overview that sets out our learning for the week on the learning section of our school website and on Google Classroom. This is the work that children will be doing in school. If there are any questions, please email your child's class teacher.

What did he realise?



What did he do differently?

What type of man was he?

How did he change?

What we he asked to do?

What did he realise?

What did you learn?

helps us to have strong muscles and joints so we are less likely to hurt ourselves.

Children will then complete a circuit using different areas of their bodies and discussing where they feel this movement working.

Weekly Overview of Learning

Year Group: 2 Week beginning: 15.7.24


Every Tuesday, you will see the weekly overview that sets out our learning for the week on the learning section of our school website and on Google Classroom. This is the work that children will be doing in school. If there are any questions, please email your child's class teacher.

Continuation from last week

LI: We are learning to work together to create a large piece of artwork

Over the three lessons, we are going to make a large-scale piece of art based on comics and superheroes. Children will explore a page from the Captain Marvel comic and discuss the scenes portrayed.

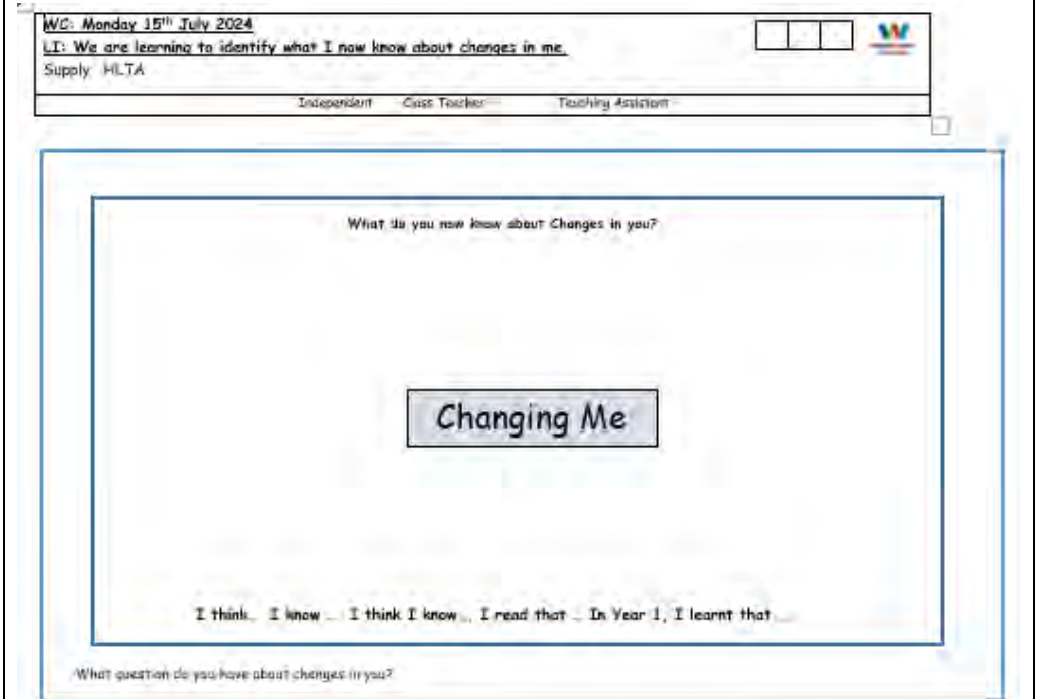
They will also explore the pop art work of Roy Lichtenstein which they will use in their work.



They use overlapping techniques to create a shared piece of artwork in their small groups.

LI: We are learning to reflect on what I have learnt about changing me.

In this lesson, children will reflect on what they have learnt about this unit.



WC: Monday 15th July 2024

LI: We are learning to identify what I now know about changes in me.

Supply: HLTA

Independent — Cust Teacher — Teaching Assistant

What do you now know about Changes in you?

Changing Me

I think. I know ... I think I know ... I read that ... In Year 1, I learnt that ...

What question do you have about changes in you?

Weekly Overview of Learning

Year Group: 2 Week beginning: 15.7.24

Every Tuesday, you will see the weekly overview that sets out our learning for the week on the learning section of our school website and on Google Classroom. This is the work that children will be doing in school. If there are any questions, please email your child's class teacher.



Final product -

chn will add in the final parts of the whole class activity.

In this final lesson, you add a top layer of pastels to the piece and explore blends - working on top of the base layer of the wash of watered down acrylics with some sections of dotted paint on top.

Give the children the chalk pastels and ask them to experiment with blending two colours. They can do this by applying two sections of colour side by side and then blending the areas into each other.

Discuss with them what they notice - what colour is created when the two blend together?

Try adding a third colour and then the black pastel (or charcoal as an alternative). What happens when you smudge the black?

Weekly Overview of Learning

Year Group: 2 Week beginning: 15.7.24

Every Tuesday, you will see the weekly overview that sets out our learning for the week on the learning section of our school website and on Google Classroom. This is the work that children will be doing in school. If there are any questions, please email your child’s class teacher.



Science - Wellington Curriculum	Topic (Geography) – Wellington Curriculum	Computing – Teach Computing
<p><u>Session 1</u></p> <p><u>LI: We are learning to identify what we NOW know about plant survival.</u></p> <p>In this lesson, children will recall their knowledge of what they have learnt and complete a short quiz.</p>	<p><u>LI: We are learning to explain what we have learnt about coastlines.</u></p> <p><u>Session 1 –</u> Children to explain what they have learnt in the coastline <u>topic.</u></p>	<p><u>LI: We are learning to identify how to improve my learning.</u></p> <p>During this lesson, learners will compare their projects to their designs. They will think about how they could improve their designs by adding additional features. They will modify their designs and implement the changes on their devices. Learners will find and correct</p>

Weekly Overview of Learning

Year Group: 2 Week beginning: 15.7.24

Every Tuesday, you will see the weekly overview that sets out our learning for the week on the learning section of our school website and on Google Classroom. This is the work that children will be doing in school. If there are any questions, please email your child's class teacher.



WC: Monday 15th July
LT: We are learning to explain what we have found out about coastlines.

What do you already know about coastlines?

Coastlines

What questions would you like to ask about coastlines?

I think that... I think... I believe... Who/ What/ Where/ When/ why/ How

errors in programs (debug) and discuss whether they debugged errors in their own projects.

Checking your algorithm


For some parts of your project, you will need to look at the algorithm. Can you tick off the parts that match?

Quiz design

Use this design to test your code and check that you've written an algorithm you have checked.

1. Question	2. Background	3. Sprite	4. Algorithm
Which of these animals comes first in the alphabet?	River	Frog	Tap → Say "No" → Hide → End Egg → Say "Yes" → Turn right → Turn left → Change background → Repeat
Which of these animals comes first in the alphabet?	Farm	Dog	Tap → Say "Yes" → Turn right → Turn left → Change background → Repeat Cat → Say "Yes" → Turn right → Turn left → Change background → Repeat
Which of these animals comes first in the alphabet?		Pig	Tap → Say "No" → Hide → End

Does this code match the design?



They will then complete their reflections frame to showcase their learning.

WC: Monday 15th July 2024
LT: We are learning to identify what we NOW know about plant survival.

What do you now know about plant survival?

I know

I think

Plant Survival

What questions would you like to ask about plant survival?

I think that... I think... I believe... Who/ What/ Where/ When/ why/ How


Weekly Overview of Learning

Year Group: 2 Week beginning: 15.7.24

Every Tuesday, you will see the weekly overview that sets out our learning for the week on the learning section of our school website and on Google Classroom. This is the work that children will be doing in school. If there are any questions, please email your child's class teacher.

--	--	--

Homework



Homework is set on a **Thursday** and due back on a **Monday** and is set in the yellow homework book.

Reading and spelling.	Maths	Topic/Other foundation subjects including writing REMINDERS – trips/events/items to bring in
-----------------------	-------	--

Reading
Please read for at least 20 minutes every day and complete tasks in your reading record or purple task book. Tasks are due and will be changed every **Monday**. Your teacher will check, mark and sign your work once a week. Try and login to **Bug Club** and **Reading Eggs**.

Spellings
Please make sure your child's spelling book is in their book bag on their spelling test day.



Doodle Maths
Log on to your account at least three times this week. We will be checking to see who has accessed their account the most.

Scan the QR Code to find a dentist close to you or search find an NHS dentist:






Last day of Term Friday 19th July 1pm finish.

Weekly Overview of Learning

Year Group: 2 Week beginning: 15.7.24

Every Tuesday, you will see the weekly overview that sets out our learning for the week on the learning section of our school website and on Google Classroom. This is the work that children will be doing in school. If there are any questions, please email your child’s class teacher.

 		<p>Work to reach your target – are you in the green zone yet?</p>	
---	---	--	--