

Weekly Overview of Learning

Year Group: Nursery Week beginning: 9.12.24




Every **Tuesday**, you will see the weekly overview that sets out our learning for the week on the learning section of our school website. This is the work that children will be doing in school. If there are any questions, please email your child's class teacher

Reminders

Please ensure that all scarves, hats, coats and gloves are named.

All outer garments and bags will be put in the blue trug that is outside at the end of the day.




Our topic is Sparkle and Shine.

Personal and social	Communication and language	Physical development
<p>Jigsaw Jenni - week 4 Celebrating differences.</p> <p>The children will be talking about how they are different from each other and we will be celebrating these differences.</p> 	<p>This week's story that we are reading is The Jolly Christmas Postman by Jan and Allan Alberg.</p>  <p>Here is a link to watch https://www.youtube.com/watch?v=p2ZHDwklkM</p>	<p>We will be developing our fine motor skills by using the single hole punches to make 'baubles' in our Christmas trees that the children will have cut using scissors.</p> 

Weekly Overview of Learning

Year Group: Nursery Week beginning: 9.12.24

Every **Tuesday**, you will see the weekly overview that sets out our learning for the week on the learning section of our school website. This is the work that children will be doing in school. If there are any questions, please email your child's class teacher

	<p>This week's vocabulary: Christmas, Postman, deliver, letters, envelope, presents, sort, fast, slow</p>	
<p>Literacy</p>	<p>Maths</p>	<p>Topic/UTW/EADD</p>
<p>children will be marking making whilst making their own letters to their friends and family to deliver. We will be focusing on encouraging the children to have a go at using the pre writing shapes in their letters.</p> 	<p>Children will be encouraged to recognise small quantities without counting to support their perceptual subitising. The children will look at the pictures in books to support this.</p> 	<p>We will be creating some special Art to make our calendars.</p> 
<p>Monster phonics. Aspect 3 - Activity 2.</p> <p>Children will be making sounds using the instruments at speed. This will support their listening and attention.</p>		<p>We will be talking about how letters arrive to people and creating a postal play role play area.</p>

Weekly Overview of Learning

Year Group: Nursery Week beginning: 9.12.24

Every **Tuesday**, you will see the weekly overview that sets out our learning for the week on the learning section of our school website. This is the work that children will be doing in school. If there are any questions, please email your child's class teacher

	Monday	Tuesday	Wednesday	Thursday	Friday
Session 1	<p>Am - PE coach Alice in small groups of 6 practicing ball skills.</p> <p>Describe times when gifts are given and how they are sent over short and long distances. Use the Post office display banner and Post office role play picture cards to set up a post office role play area. Add a range of post office resources and model how to play in the post office by weighing parcels, sticking on stamps and posting letters. Play with the children and encourage them to use the newly</p>	<p>Maths - Christmas number songs using visuals. Use subitising cards to help children to visualise the numbers.</p> <p>Model to the children I see 1. I see 2. Encourage the children to use the stem starter I see.. to talk about what they can see. Have the pictures on the IWB and circle what the children notice to highlight to the other children.</p>	<p>SANTA's Visit to the children.</p> <p>look at calendars and the months of the year and seasons through song.</p> <p>Ask the children if they know what a calendar is for. Show children the calendar tabs and tell the children that we are going to make our own calendars for our parents.</p> <p>model making the calendar to the children. Children to do the calendar in small groups.</p>	<p>Monster phonics. Aspect 3 lesson 2 - Angry Red A meets the grand old duke of York.</p> <p>See separate plan.</p>	<p>Have a selection of letters that the Jolly Postman delivers and ask the children to think about how they could sort them. sort in a variety of ways. e.g. shapes, sizes, animals etc..</p>

Weekly Overview of Learning

Year Group: Nursery Week beginning: 9.12.24

Every **Tuesday**, you will see the weekly overview that sets out our learning for the week on the learning section of our school website. This is the work that children will be doing in school. If there are any questions, please email your child's class teacher

	introduced vocabulary in their play. Support the children to write letters or cards as part of their play.				
Session 2	Read the Jolly Christmas Postman together and ask children questions about the different characters. Have the story books available in the book area for each of the different characters within the story.	Christmas and winter song Practice for singing performance to parents. 10 little reindeers Snowflake, snowflake. 5 little elves.	ICT games - subitizing activity on IWB.	Jigsaw Jenny Lesson 4 - see separate plan.	Read a story of one of the characters from the Jolly postman.

Weekly Overview of Learning

Year Group: Nursery Week beginning: 9.12.24

Every **Tuesday**, you will see the weekly overview that sets out our learning for the week on the learning section of our school website. This is the work that children will be doing in school. If there are any questions, please email your child's class teacher



Activity to cut the Christmas tree.



Christmas tuff tray



Funky fingers wrap the sting around the Christmas trees.

Weekly Overview of Learning

Year Group: Nursery Week beginning: 9.12.24

Every **Tuesday**, you will see the weekly overview that sets out our learning for the week on the learning section of our school website. This is the work that children will be doing in school. If there are any questions, please email your child's class teacher



Playdough trees



Sorting letters, colour/size/shape

Weekly Overview of Learning

Year Group: Nursery Week beginning: 9.12.24

Every **Tuesday**, you will see the weekly overview that sets out our learning for the week on the learning section of our school website. This is the work that children will be doing in school. If there are any questions, please email your child's class teacher



cutting skills Jolly Christmas postman



Post office role play with a variety of writing opportunities. Include weighing scales.

Weekly Overview of Learning

Year Group: Nursery Week beginning: 9.12.24

Every **Tuesday**, you will see the weekly overview that sets out our learning for the week on the learning section of our school website. This is the work that children will be doing in school. If there are any questions, please email your child's class teacher



wrapping presents on the table for the post office. (using newspaper)

Continuous provision

In the book area, display the books that have been used during adult-led subitising activities. Children can return to these familiar stories and further practise their subitising skills.

Ensure provision has sets of equipment labelled and arranged in groups of 1, 2 and 3 to support children's subitising skills. When playing alongside children, model subitising different amounts, such as 3 dinosaurs, without counting.

Weekly Overview of Learning

Year Group: Nursery Week beginning: 9.12.24

Every **Tuesday**, you will see the weekly overview that sets out our learning for the week on the learning section of our school website. This is the work that children will be doing in school. If there are any questions, please email your child's class teacher



Coco Direct



Creative STAR Lab

