

Weekly Overview of Learning

Year Group: Nursery Week beginning: 21.10.24

Every **Tuesday**, you will see the weekly overview that sets out our learning for the week on the learning section of our school website. This is the work that children will be doing in school. If there are any questions, please email your child's class teacher

Reminders

Half term next week.

Please upload a family photo to Tapestry if you haven't done so already.


Our topic is Autumn,

Personal and social	Communication and language	Physical development
<p>We will be using the NSPCC Pants resources to teach the children about keeping safe.</p> 	<p>We will continue to encourage to answer the register confidently by saying 'Here I am'</p> <p>Our story this week will be We're going on a leaf hunt.</p> 	<p>Gross motor skills</p> <p>We will be supporting the children's postural control through lots of activities that support children's balance. Children will be using the equipment to climb (at a low height) and balance with and without support.</p> <p>Fine motor skills</p> <p>Children will be hammering tees into pumpkins and then using their pincer grip to pull them out again, building up the muscles in their fingers as part of pre writing skills.</p>

Weekly Overview of Learning

Year Group: Nursery Week beginning: 21.10.24

Every **Tuesday**, you will see the weekly overview that sets out our learning for the week on the learning section of our school website. This is the work that children will be doing in school. If there are any questions, please email your child's class teacher

		
	<p>This week's vocabulary:</p> <p>repeat, line pattern, pumpkin, Autumn, colours, red, brown, orange, leaves, conkers, acorns, pine cones, hammer, pinch</p>	
<p>Literacy</p>	<p>Maths</p>	<p>Topic/UTW/EADD</p>

Weekly Overview of Learning

Year Group: Nursery Week beginning: 21.10.24

Every **Tuesday**, you will see the weekly overview that sets out our learning for the week on the learning section of our school website. This is the work that children will be doing in school. If there are any questions, please email your child's class teacher

Monster phonics.

Aspect 3 - Activity 1
Miss Oh No's musical movement.


Children will be copying, listening to and making their own body sounds. Children will be listening carefully and copying sounds they can hear.

White Rose Maths - Exploring repeats.

Children will read the story We're going on a leaf hunt and join in with the repeats.

Singing of lots of songs with repeated refrains, emphasising the vocabulary repeat.

The children will be reading Autumn stories and thinking about the changes that are happening to the leaves and outside.



The children will be making their own leaf print pictures, choosing colours and practicing pressing down the leaves, pressing their hands down to build up strength.



Weekly Overview of Learning

Year Group: Nursery Week beginning: 21.10.24

Every **Tuesday**, you will see the weekly overview that sets out our learning for the week on the learning section of our school website. This is the work that children will be doing in school. If there are any questions, please email your child's class teacher

	Monday	Tuesday	Wednesday	Thursday	Friday
Session 1	<p>Am - PE with Coach Alice.</p> <p>Show children a collection of Autumn treasures (conkers, acorns, pine cones, Autumn leaves) Ask children what do they notice about the leaves. Have they changed? How.</p> <p>Go for a walk around the playground and point out the trees, what do the children notice.</p> <p>Read the book Autumn leaves are falling. Encourage the</p>	<p>Read We're going on a leaf hunt book by Steve Metzger. Encourage the children to join in with the repeats.</p> <p>Point out that some of the lines repeat can the children spot the repeats.</p> <p>Read through a few times, emphasising them.</p> <p>Sing other nursery rhymes that have repeats.</p> <p>wheels on the bus, wind the bobbin up.</p>	<p>Miss Oh no's musical movement - lesson 1.</p> <p>see separate plan.</p> <ol style="list-style-type: none"> 1. Explain that Miss Oh No loves to dance. Read and show Miss Oh No Card 1: <i>I'm Miss Oh No I love to dance, just watch me as I move, I'll add a leap, I'll add a prance, just watch me as I groove.</i> 2. She would like us to help her. She would like us to think of movements that make sounds, e.g., clap, jump, hop, run on the spot. 3. Ask the children to use the Body Percussion Cards 	<p>NSPCC PANTS.</p> <p>Play song for the children.</p> <p>Introduce topic with visuals, Pantosaurus toy and pairs of pants. Talk about where we wear them. Introduce the PANTS rules and explain using the teddy.</p> <p>Use the Makaton signs and resources to support EAL learners.</p>	<p>Cornerstones - Autumn.</p> <p>Read the story <i>Leaf Man</i> by Lois Ehlert. Compare Leaf Man's journey with their walk around the school grounds.</p> <p>Practical resources</p> <ul style="list-style-type: none"> • <i>Leaf Man</i> by Lois Elhert <p>Prompts, questions and challenge</p> <ul style="list-style-type: none"> • What did Leaf Man see on his journey? • What did you see on your journey?

Weekly Overview of Learning

Year Group: Nursery Week beginning: 21.10.24

Every **Tuesday**, you will see the weekly overview that sets out our learning for the week on the learning section of our school website. This is the work that children will be doing in school. If there are any questions, please email your child's class teacher

	<p>children to join in with the repeats.</p>		<p>to create a sequence of movements. Stick them on the Sequence Sheet for the children to see. E.g., 1 clap, 2 jumps and 7 star jumps.</p> <p>4. Miss Oh No is very happy! Read and show Miss Oh No Card 2:</p> <p><i>Those moves are great, let's have some fun, together we'll move around, We'll use our hands, we'll use our feet, to make some body sounds.</i></p> <p>Repeat the activity with different sequences of movements.</p>		<ul style="list-style-type: none"> • What animals and birds does Leaf Man see? • Did you see or hear any animals or birds on your journey?
--	--	--	---	--	--

Weekly Overview of Learning

Year Group: Nursery Week beginning: 21.10.24

Every **Tuesday**, you will see the weekly overview that sets out our learning for the week on the learning section of our school website. This is the work that children will be doing in school. If there are any questions, please email your child's class teacher

<p>Session 2</p>	<p>Weekend news. We will be asking to talk about things that they have done at home.</p> <p>At the weekend I ... we will be encouraging them to use these starter stems.</p>	<p>Monster phonics aspect 1 activity 3. See plan.</p> <p>Show the Supermarket Logo Cards. Do the children recognise any of them? Discuss where they may have seen them. Talk about their experiences, what they did when they were there, items that they may have bought, and what they saw/heard/touched.</p> <p>2. Show the picture of Miss Oh No in the supermarket. Discuss the sounds that she would be able to hear as she enters the supermarket. <i>The doors opening and closing</i> <i>The hum of a lift or</i></p>	<p>Animal walks to support postural control.</p> <p>Bear - on hands and feet flamingo - stretched legs frog - squat</p> <p>Masking tape moving.</p> <p>Children to walk carefully along masking tape lines in a variety of ways to support their balance.</p>	<p>PANTs song.</p> <p>recap on the PANTs rules and sing the song.</p>	<p>exploring repeats - maths</p> <p>sing repeated refrain nursery rhymes and songs.</p>
------------------	--	--	---	---	---

Weekly Overview of Learning

Year Group: Nursery Week beginning: 21.10.24

Every **Tuesday**, you will see the weekly overview that sets out our learning for the week on the learning section of our school website. This is the work that children will be doing in school. If there are any questions, please email your child's class teacher

		<p><i>escalator</i> <i>The chattering of people</i> <i>A child</i> <i>The bleeping of the tills</i> <i>The rustling of bags</i> <i>Trolley wheel squeaking</i> <i>Announcements (what might they be)</i> <i>The banging of items into their trolleys</i></p> <p>Click on the shapes in Miss Oh No's trolley to hear supermarket sound effects. What sounds can we hear?</p>			
--	--	---	--	--	--

Weekly Overview of Learning

Year Group: Nursery Week beginning: 21.10.24

Every **Tuesday**, you will see the weekly overview that sets out our learning for the week on the learning section of our school website. This is the work that children will be doing in school. If there are any questions, please email your child's class teacher




Step 3

In this small step, children will **start to join in with repeats from stories**. Read stories such as *Dig Dig Digging* by Margaret Mayo, emphasising the repeated refrains to children.




As children become familiar with the story, encourage them to anticipate and repeat refrains independently.



Step 4

In this small step, children will **clap along to songs**. Sing rhymes or songs such as *The Grand Old Duke of York* and prompt children to clap along. Encourage children to begin to notice the rhythm.



Weekly Overview of Learning

Year Group: Nursery Week beginning: 21.10.24

Every **Tuesday**, you will see the weekly overview that sets out our learning for the week on the learning section of our school website. This is the work that children will be doing in school. If there are any questions, please email your child's class teacher



Pasta in the playdough for children to push in and to use their 'pinchy fingers' to pull out.

Weekly Overview of Learning

Year Group: Nursery Week beginning: 21.10.24

Every **Tuesday**, you will see the weekly overview that sets out our learning for the week on the learning section of our school website. This is the work that children will be doing in school. If there are any questions, please email your child's class teacher



Baby clinic - focus on measuring.

Ice cream shop focus - talking and responding in role play scenario.