



Weekly Overview of Learning

Year Group: Nursery Week beginning: 20.05.24

Every **Tuesday**, you will see the weekly overview that sets out our learning for the week on the learning section of our school website. This is the work that children will be doing in school. If there are any questions, please email your child's class teacher




| Reminders |
|--|
| <p>Please check that all water bottles and cardigans/jumpers are named. Please apply sun screen to your child before they come in the morning. Water bottles should come in to school daily.</p> |

| This half term our topic is: Sunshine and sunflowers. | | |
|--|--|---|
| Personal and social | Communication and language | Physical development |
| <p>This week we will read the story The Squirrels who squabbled and use this to talk about how we can resolve conflicts in Nursery between friendships.</p> <div style="text-align: center;">  </div> <p>https://www.youtube.com/watch?v=CoF1IVuPdWE</p> | <p>This week our focus story is</p> <div style="text-align: center;">  </div> <p>Click this link to watch and listen to the story</p> <div style="text-align: center;"> <p>This week's vocabulary: https://www.youtube.com/watch?v=TIOhcR77ndU</p> </div> | <p>We will be working on our fine motor skills and making butterflies using the playdough, following some pictorial instructions and then making their own.</p> <div style="text-align: center;">  </div> <p>In the garden, we will be developing the children's gross motor skills by using ball and encouraging the children to use 2 hands to catch. We will use a large ball initially.</p> |

Weekly Overview of Learning

Year Group: Nursery Week beginning: 20.05.24

Every **Tuesday**, you will see the weekly overview that sets out our learning for the week on the learning section of our school website. This is the work that children will be doing in school. If there are any questions, please email your child's class teacher

| Literacy | Maths | Topic/UTW/EADD |
|---|---|---|
| <p>We will be reading the story of The enormous potato and encouraging the children to join in with the repeated phrases.</p> | <p>We will be looking at different patterns and using the book The enormous potato to have a look at a growing pattern.</p> | <p>Growing potatoes.</p> <p>Children will be look at where potatoes come from and will be planting their own in the garden and looking after them.</p> |
| <p>Moon, stars, flowers Phonics</p> |  |  |
| <p>Aspect 5 – Alliteration</p> <p>The children will be joining in with alliterative tongue twisters, exaggerating sounds and making mouth movements for simple sounds.</p> | <p>Talk about patterns all around and how they are everywhere.</p> |  <p>We will be looking at the caterpillars and noticing any changes daily. We will continue to talk about the life cycle of the butterfly and what stage our Nursery caterpillars are at.</p> |

Weekly Overview of Learning

Year Group: Nursery **Week beginning: 20.05.24**

Every **Tuesday**, you will see the weekly overview that sets out our learning for the week on the learning section of our school website. This is the work that children will be doing in school. If there are any questions, please email your child's class teacher



We will also look at spatial patterns (ones involving symmetry) especially in the outdoor area and the children will be making their own symmetrical butterflies.

We will also be looking at the numbers on seed packets of sunflowers and thinking about the months of the year and when they need to be planted and



The children will look carefully at sunflowers and they will use a variety of different media to make their own sunflower masterpieces.



Weekly Overview of Learning

Year Group: Nursery Week beginning: 20.05.24

Every **Tuesday**, you will see the weekly overview that sets out our learning for the week on the learning section of our school website. This is the work that children will be doing in school. If there are any questions, please email your child's class teacher

| | Monday | Tuesday | Wednesday | Thursday | Friday |
|-----------|--|---|-------------------------------------|---|---|
| Session 1 | <p>Show children some potatoes and ask them what they are? Where do potatoes come from? How do we grow potatoes? Explain to the children that they</p> | <p>Maths - Pattern.</p> <p>What is pattern? Talk about patterns in the environment and show the children some images do they think they are patterns? (all are - explain to the children why)</p> <p>Spatial, repeating and growing.</p> <p>Talk about the story being a growing pattern.</p> <p>Have a selection of loose play resources and ask</p> | <p>Dinosaur visit and assembly.</p> | <p>Monster phonics – Aspect 5 alliteration – use the mirrors.</p> <ol style="list-style-type: none"> 1. Explain to the children <i>'Today, we are going to be learning some tricky tongue twisters!'</i> 2. Show the children one of the Monster Tongue Twister Cards so that the children can see the illustration. <i>'Who is this? What do you think they are doing?'</i> 3. Read the tongue twister to the | <p>Cornerstones. – Sunflowers.</p> <p>Display a bunch of sunflowers and the Sunflowers picture cards. Remind the children of the sunflower seeds they planted in the 'Our garden' activity. Invite the children to touch the sunflowers' parts and name them, including stem, leaf, flower and petal. Provide ready-mixed paint, brushes, tissue paper, textured paper, glue and scissors. Invite the children to create sunflower pictures using the resources.</p> <p>Show the children how to paint a picture of the sunflowers.</p> |

Weekly Overview of Learning

Year Group: Nursery Week beginning: 20.05.24

Every **Tuesday**, you will see the weekly overview that sets out our learning for the week on the learning section of our school website. This is the work that children will be doing in school. If there are any questions, please email your child's class teacher

| | | | | | |
|--|--|---|--|--|--|
| | | <p>the model to the children how to make different patterns. Ask the children to come up and have a go. Children to explain their pattern to the class.</p> <p>Leave out for the children to reinforce and make their own patterns.</p> | | <p>children. <i>'Did you notice anything about the words?'</i></p> <p>Repeat the tongue twister emphasising the initial sounds.</p> <p><i>'Cccool Blue cccovers cccrrunchy cccorn... What do you notice?'</i> As you repeat the tongue twister once more, encourage the children to listen carefully to hear all the words starting with the same sound.</p> <p>4. Repeat the tongue twister again encouraging the children to join in. Support the children to join in where they</p> | |
|--|--|---|--|--|--|

Weekly Overview of Learning

Year Group: Nursery Week beginning: 20.05.24

Every **Tuesday**, you will see the weekly overview that sets out our learning for the week on the learning section of our school website. This is the work that children will be doing in school. If there are any questions, please email your child's class teacher

| | | | | | |
|-----------|------------------------------------|-------------------------|---------|---|---|
| | | | | <p>can. You may need to do this a few times slowly for the children to pick up the rhythm.</p> <p>5. Encourage the children to repeat the rhyme whilst looking in the mirror. Discuss the way the lips and tongue move when saying particular sounds e.g., the way the lips shape the sound 'm' or how the tongue touches the teeth for 't'.</p> <p>6. Repeat with different monster tongue twisters.</p> | |
| Session 2 | Read the story the enormous potato | Maths number songs with | Phonics | Rhyme. | Practice the graduation song and sing other songs and nursery |

Weekly Overview of Learning

Year Group: Nursery Week beginning: 20.05.24

Every **Tuesday**, you will see the weekly overview that sets out our learning for the week on the learning section of our school website. This is the work that children will be doing in school. If there are any questions, please email your child's class teacher

| | | | | | |
|--|---|---|--|--|--|
| | <p>and encourage the children to join in with the repeated phrases.</p> | <p>resources and visuals.</p> <p>5 little ducks, 5 fat sausages 1,2,3,4,5 5 currant buns.</p> | <p>Recap all the phonics that we have been learning. Note the ones that the majority of children are struggling with and use as focus.</p> <p>Put up some picture of CVC words and talk about what sound they can hear at the beginning. Over emphasis. Children to have white boards and have a go at writing the initial sound.</p> <p>Which other sounds can we hear in the word. Emphasis each sound and write on the board. Note the children that can segment and give them some to have a go at writing themselves.</p> | <p>Recap on rhyme, sing some nursery rhymes that have rhyme and point it out.</p> <p>Children to sit in circle, hand out rhyming cards/jigsaw and ask the children to swap places if they have a matching rhyme.</p> | <p>rhymes that the children are familiar with.</p> |
|--|---|---|--|--|--|

Weekly Overview of Learning

Year Group: Nursery Week beginning: 20.05.24

Every **Tuesday**, you will see the weekly overview that sets out our learning for the week on the learning section of our school website. This is the work that children will be doing in school. If there are any questions, please email your child's class teacher



planting potatoes

Weekly Overview of Learning

Year Group: Nursery Week beginning: 20.05.24

Every **Tuesday**, you will see the weekly overview that sets out our learning for the week on the learning section of our school website. This is the work that children will be doing in school. If there are any questions, please email your child's class teacher



Weekly Overview of Learning

Year Group: Nursery Week beginning: 20.05.24

Every **Tuesday**, you will see the weekly overview that sets out our learning for the week on the learning section of our school website. This is the work that children will be doing in school. If there are any questions, please email your child's class teacher



dinosaur tuff trays set up for Monday/Tues in prep for children for

Wed.

Weekly Overview of Learning

Year Group: Nursery Week beginning: 20.05.24

Every **Tuesday**, you will see the weekly overview that sets out our learning for the week on the learning section of our school website. This is the work that children will be doing in school. If there are any questions, please email your child's class teacher



Learning Resources
Things to do with Kids | Learning ...



Weekly Overview of Learning

Year Group: Nursery Week beginning: 20.05.24

Every **Tuesday**, you will see the weekly overview that sets out our learning for the week on the learning section of our school website. This is the work that children will be doing in school. If there are any questions, please email your child's class teacher



Weekly Overview of Learning

Year Group: Nursery Week beginning: 20.05.24

Every **Tuesday**, you will see the weekly overview that sets out our learning for the week on the learning section of our school website. This is the work that children will be doing in school. If there are any questions, please email your child's class teacher

