

Weekly Overview of Learning

Year Group: Nursery Week beginning: 18.11.24





Every **Tuesday**, you will see the weekly overview that sets out our learning for the week on the learning section of our school website. This is the work that children will be doing in school. If there are any questions, please email your child's class teacher

Reminders

Please upload a family photo to Tapestry if you haven't done so already.

Please share any celebration photos on tapestry they can be Eid, Christmas, Diwali, Chinese New Year, Birthdays, Weddings etc so that the children can talk about them with the class



Our topic is Autumn,

Personal and social	Communication and language	Physical development
 <p>Puzzle 2, piece 3 all about families Talk about how are families are special and the similarities and differences between each other. Discuss how these differences are celebrated and makes us all special and unique in our own ways</p>	<p>We will be sharing our celebration photos and talking about the special experiences the children had</p> <p>Our story this week will be Mouse Party by Alan Durant</p> 	<p>Gross motor skills We will be balancing across the big wheels using planks to build on our balancing skills</p>  <p>Fine motor skills Children will be making party bracelets using string, beads and dry pasta</p> 

Weekly Overview of Learning

Year Group: Nursery Week beginning: 18.11.24

Every **Tuesday**, you will see the weekly overview that sets out our learning for the week on the learning section of our school website. This is the work that children will be doing in school. If there are any questions, please email your child's class teacher


	<p>This week's vocabulary: Counts, show me, how many, rhythm, rhyme, road safety, adult, celebrate, party food, clothes, special, family</p>	
<p>Literacy</p>	<p>Maths</p>	<p>Topic/UTW/EADD</p>
<p>To listen to the story 'Mouse Party'. Can the children identify any rhyming words and join in with any repetitive refrains</p>	<p>White Rose Math's – Begin to order number names</p>	<p>It is 'Road Safety' week and we will be talking about how to stay safe and the different stations that are around us to help us cross the road with an adult. We will practice this through lots of role play</p>
<p>Monster phonics.</p> <p>Aspect 4 - Activity 4 and 5 Rhyme and Rhythm</p> <ul style="list-style-type: none"> • I can move in time to a beat. • I can join in with repetitive rhymes and stories. • I can join in with actions to rhymes. 	<div data-bbox="922 869 1281 1093" data-label="Image">  </div> <p><i>In this block, children will begin to order number names, specifically focusing on 1, 2 and 3 Support children by modelling saying the numbers 1, 2 and 3 in play and with phrases such as "1, 2, 3, off we go" when beginning activities. They will naturally begin to join in and copy the sequence</i></p>	<div data-bbox="1480 949 1966 1281" data-label="Image">  </div>

Weekly Overview of Learning

Year Group: Nursery Week beginning: 18.11.24

Every **Tuesday**, you will see the weekly overview that sets out our learning for the week on the learning section of our school website. This is the work that children will be doing in school. If there are any questions, please email your child's class teacher



--	--	--

	Monday	Tuesday	Wednesday	Thursday	Friday
Session 1	<p>Am - PE with Coach Alice.</p> <p>Read story of the week Mouse Party by Alan Durant which links with our celebration topic. Can the children notice and rhyming words? What special things do we have at a party or celebration?</p> <ul style="list-style-type: none"> -food -clothes -music -song -loved ones etc. 	<p>White Rose Maths</p> <p>Sing number song 5 Cheeky monkeys with the children using role play and number cards. Can the children count how many monkeys are left? Can they show the number using their fingers? Encourage and model counting using 1 to 1 correspondence</p>	<p>Share children's celebrations photos with the class.</p> <p>Talk about the special foods that are eaten in celebrations- share children's ideas and pictures of party foods. Tell the children that we are going to make jelly which is had at a lot of children's parties and celebrations. Talk about the changes in the jelly from when it is water to when it is set (use</p>	<p>EAD</p> <p>Explain to the children that we will be making our own party crowns. Model to the children how to use scissors and decorative crafts to make our crowns looks colorful and special</p>	<p>Road safety week- think road safety video</p> <p>Talk about what we have learnt all about road safety</p> <p>Crossing roads: kids know best</p> 

Weekly Overview of Learning

Year Group: Nursery Week beginning: 18.11.24

Every **Tuesday**, you will see the weekly overview that sets out our learning for the week on the learning section of our school website. This is the work that children will be doing in school. If there are any questions, please email your child's class teacher

			gelatin free jelly) 		
Session 2	<p>Introduce Road Safety week to the children. Use the large equipment to make a road sign and discuss the importance of holding an adult's hand. What have the children seen on their way to school which tells them about road safety i.e. traffic lights, zebra crossing, road signs etc.</p>	<p>Monster phonics See plan, aspect 4, activity 3</p> <p>-Explain to the children that we are going to be acting out a rhyme with U-Hoo today. Tell them that U-Hoo lives in outer space. Ask what they think it is like in space. Show the Flying Saucer in Space Picture. Ask them what they can see, and what they think they might be</p>	<p>White Rose Maths</p>  <p>Number songs and representing numbers on fingers- look at plan (WRM)</p>	<p>Monster Phonics See plan, aspect 4, activity 4</p> <ol style="list-style-type: none"> 1. Tricky Witch likes to make spells with objects that rhyme. Clarify what rhyming words are, giving an example: cat, hat, bat, mat. 2. Use the PowerPoint to identify the words that rhyme. Discuss how the children know the words 	<p>Read story of the week and ask questions about what has happened and what each animal brought to the party</p>

Weekly Overview of Learning

Year Group: Nursery Week beginning: 18.11.24

Every **Tuesday**, you will see the weekly overview that sets out our learning for the week on the learning section of our school website. This is the work that children will be doing in school. If there are any questions, please email your child's class teacher

		<p>able to hear, smell or touch etc.</p> <p>1. Provide the children with Monster Masks. Using the Song lyrics, sing and have fun with children acting out this rhyme. Repeat if required.</p> <p>2. Explain that U-Hoo is an amazing drummer. For the next part of the activity, we are going to play a drum with him. Explain that drummers keep the beat of a song going. Demonstrate this by singing the first part of the rhyme, tapping the drum to the beat. Tell the</p>		<p>rhyme. Can they add something else to the pot that would rhyme? Sing the song. Then name the items and guess the rhyming pair. Click to see the answer</p>	
--	--	---	--	---	--

Weekly Overview of Learning

Year Group: Nursery Week beginning: 18.11.24

Every **Tuesday**, you will see the weekly overview that sets out our learning for the week on the learning section of our school website. This is the work that children will be doing in school. If there are any questions, please email your child's class teacher

		children that they are going to now do this. Challenge them to keep the beat of the rhyme by tapping the drums. If you do not have enough drums the children could clap the beat out.			
--	--	---	--	--	--

Weekly Overview of Learning

Year Group: Nursery Week beginning: 18.11.24

Every **Tuesday**, you will see the weekly overview that sets out our learning for the week on the learning section of our school website. This is the work that children will be doing in school. If there are any questions, please email your child's class teacher



Low tuff tray

Weekly Overview of Learning

Year Group: Nursery Week beginning: 18.11.24

Every **Tuesday**, you will see the weekly overview that sets out our learning for the week on the learning section of our school website. This is the work that children will be doing in school. If there are any questions, please email your child's class teacher



5 cheeky monkey high tuff tray

Party crowns on art table using own resources and scissor skills

