

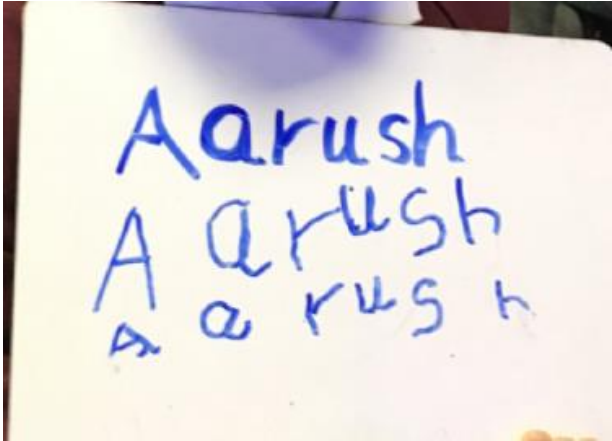


Weekly Overview of Learning

Year Group: Nursery **Week beginning: 17.6.24**

Every **Tuesday**, you will see the weekly overview that sets out our learning for the week on the learning section of our school website. This is the work that children will be doing in school. If there are any questions, please email your child's class teacher



Reminders
<p>Please check that all jumpers, cardigans and water bottles are named,</p> <p>Please remember that bracelets, dangly earrings, necklaces, colourful hair bows and sunglasses are not allowed. Please wear school colours only. If children have their ears pierced, then they should wear studs not dangly earring for safety reasons.</p>

This half term our topic is: Big Wide World		
Personal and social	Communication and language	Physical development
<p>Jigsaw Jenny – week 3 – Changing me.</p> <p>My body - the children will be naming body parts and talking about respecting our bodies. We will be introducing and talking about the NSPCC campaign PANTS.</p> 	<p>This week our focus story is Our World – A first geography book by Sue Lowell Gallion.</p>  <p>Click this link to watch and listen to the story https://www.youtube.com/watch?v=0eU4ZI9Dx8A</p>	<p>We will be practicing to write our names lots this week. Supporting the children in finding a comfortable grip.</p> 

Weekly Overview of Learning

Year Group: Nursery Week beginning: 17.6.24

Every **Tuesday**, you will see the weekly overview that sets out our learning for the week on the learning section of our school website. This is the work that children will be doing in school. If there are any questions, please email your child's class teacher

	This week's vocabulary: globe, map, google world, body, arm, head, leg, arm, foot, chest, tummy, hand	
Literacy	Maths	Topic/UTW/EADD
When sharing our book, we will be highlighting the text as well as the pictures. We will be talking about reading the books from left to right.	We will be discussion routes and using words such as in front of, behind, to the side, under on top of.	We will be introducing the children to maps and globes and talking about that they show the world that we love in. We will be encouraging the children to ask questions and use google maps to have a look at places in the world that are familiar to the children.
	We will be making our own routes around the Nursery garden for the other children	
Aspect 6 – We will be listening to the initial sound of our topic words and seeing if we can match to the letter symbol.		

Weekly Overview of Learning

Year Group: Nursery **Week beginning: 17.6.24**

Every **Tuesday**, you will see the weekly overview that sets out our learning for the week on the learning section of our school website. This is the work that children will be doing in school. If there are any questions, please email your child's class teacher

	Monday	Tuesday	Wednesday	Thursday	Friday
Session 1	Share the book <i>Our World: A First Book of Geography</i> by Sue Lowell Gallion and introduce the children to a variety of maps and globes. Explain that a globe shows the world in which we live. Encourage them to ask questions and talk about what they see on the maps, including countries they have visited or countries where their relatives live. Use a tablet or computer to introduce the children to Google Earth and explore some countries from around the world.	<p>Maths</p> <p>Show children pictures of different routes and ask the children to describe how they would get from one place to another. Reinforce the vocabulary besides, under, next to, in front of. Ask the children to show each of the key vocab.</p> <p>Talk through a route in the nursery garden that the children could take, model then ask them to talk through a another route, reinforcing the vocab.</p>	<p>Name writing – children to have white boards and name cards where needed.</p> <p>Support children in finding a comfortable grip and writing initial sound and then the rest.</p>	<p>Jigsaw Jenny – week 3 Changing me.</p> <p>See separate plan.</p> <p>My body – week 1</p> <p>Name body parts and then introduce the NSPCC Pantasaurus.</p>	<p>Phonics – Show a picture of a body with spaces to label. Tell children that we are going to have a go at listening to the first sound, identify from a small selection and then have a go at writing it. Encourage children to write all the sounds they can.</p> <p>Adaptive group – have a picture of the letter sounds and the body. Children to listen carefully and supported to find the correct letter sound. Reinforce and think of other words that are the same sound.</p>
Session 2	Top Marks maths game – matching number to numeral.	<p>Story time – Read What a wonderful world to the children. Talk about he world and what places were mentioned – locate them on the globe and</p>	<p>Practice singing the Graduation song with actions.</p>	<p>Use google maps to look at different countries that the children are familiar with. Compare India/Pakistan with</p>	<p>Story time and songs chosen by the children – encourage them to join in with the actions.</p>

Weekly Overview of Learning

Year Group: Nursery **Week beginning: 17.6.24**

Every **Tuesday**, you will see the weekly overview that sets out our learning for the week on the learning section of our school website. This is the work that children will be doing in school. If there are any questions, please email your child's class teacher

		talk about which countries the children have visited.		the UK, what's different/similar?	
--	--	-------------------------------------------------------	--	-----------------------------------	--

Enhanced provision

Create a Big Wide World investigation area using the [Habitats around the world picture cards](#), world maps, globes and a tablet or computer with [Google Earth](#) for the children to explore independently. Add paper and drawing resources for the children to draw maps if they choose.

Practical resources

- Globe
- World maps
- Computer or tablet
- Paper
- Colouring pencils
- Felt tip pens