

Monster Phonics

At Wellington we are using a DFE validated scheme called Monster Phonics.

Monster Phonics is engaging, exciting and imaginative and most importantly it creates a love of learning which is something our school strives to achieve for every pupil!

Each monster represents different sets of graphemes that are colour coded which supports children's recognition of the sounds.



Phoneme

Any one of the 44 sounds which make up words in the English language.

Graphemes

How a phoneme is written down. There can be more than one way to spell a phoneme. For example, the phoneme 'ay' is spelt differently in each of the words 'w**ay**', 'm**a**k**e**', 'f**ai**l', 'gr**ea**t', 'sl**ei**gh' and 'l**a**dy'.



- ❑ Segmenting - Breaking a word into its constituent sounds in order to spell them, e.g. 'frog, f – r – o – g'
- ❑ Blending - Putting together the sounds in a word in order to read it, e.g. 'f – r – o – g, frog'
- ❑ Your turn -

❑ c a t cat


● ● ●



Digraph

This is where two letters are make one sound. For example;

sh ch th



Trigraph

This is where three letters are make one sound.

For example;

igh air




Split digraph This is where one sound has been split. The two letters are not adjacent - e.g. **ma**ke, **ca**ke, **bo**ne.

For example;



ROBOT ARMS



SOUND BUTTONS

Sound buttons are circles/ spots that can be written underneath a **sound** to support reading.

ship

book

night

ring

wait

fair

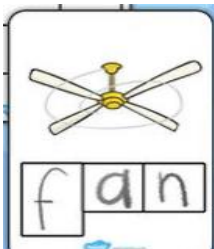
We use a line for **digraphs and trigraphs**.

We use a semi circle to connect a **split vowel digraph**.

like

slime

Phoneme Frame



This helps students identify the phonemes within words more easily.




How to help my child blend?

Oral blending is when a children can **HEAR** the individual sounds (phonemes) in words and then push those sounds together to form the whole word.

You can help your child by modeling as much as possible –
“I need my c-oa-t. Coat!”

“I can see a b-ir-d. Bird!”



Use pure sounds –

Try to avoid using an ‘uh’ at the end of the letter sounds. So not ‘muh, luh, suh’ but use ‘mmm, llll, sssss’.

Using the pure sounds makes it easier for children to blend the sounds together to form a word.

Please read with your child everyday at home.




PHASES

When delivering phonics across the school, it is split into different phases. Phases 1 – 6.

EYFS

Phase 1 phonics is **the first stage of the phonics teaching programme**. At this stage, the focus is primarily on developing speaking and listening skills. Speaking and listening are an important set of literacy skills that will create the foundation to a lot of your children's further learning.

Phase 2



My Phase 2 Sound Mat

Phase 3



My Phase 3 Sound Mat

Phase 4 - This stage consolidates knowledge of learned graphemes by reading and spelling words containing adjacent consonants and polysyllabic words.

children	softest
helpdesk	pondweed
sandpit	desktop
windmill	helper

Phase 5



WHAT SHOULD MY CHILD KNOW BY THE END OF YEAR 1 ?

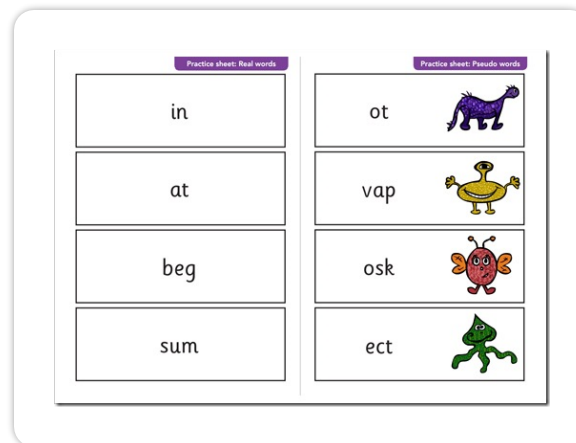
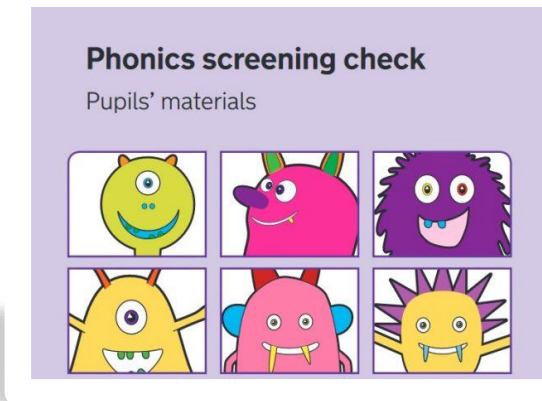
Year 1 Progression Map

	WEEK 1	WEEK 2	WEEK 3	WEEK 4	WEEK 5	WEEK 6	WEEK 7	WEEK 8	WEEK 9	WEEK 10	WEEK 11	WEEK 12
TERM 1	ff ss zz ll ck nk	tch ve ai	oi ay oy	suffix s/es ASSESSMENT 1 a_e	e-e i-e o-e	u-e u-e ar	ee suffixes ed/ing	ASSESSMENT 2 ea ea	er ir ur	oo oo oa	ASSESSMENT 3 oe suffixes ed/ing	ou ow ow
	a, be, he, me, we, she, no, go so, to, do, today, I, by, my	love, some come, was is, his has, one once, friend your	the, of said here there you school	house, our where were they says are, ask, put push, pull, full	from, help back, animals will, this, that then, them with, went, off children, just	made, make came, like time, by, my I, I'm into, too don't	see, very day, have when, about out people	look, looked asked, could saw, all down now	Mr, Mrs what their little called	HFW REVISION	more, horse gone, live would school soon, food room	play, way, say may, away been, need keep, feet snow, grow window, know
	YEAR 1 CEWs				100 HFWs					200 HFWs		
TERM 2	ue ue ew	ew k before y i e ASSESSMENT 4	ie ie igh	or ore aw	au air Prefix un	ASSESSMENT 5 ear (Long E-1) ear (100)	are y ph	wh e o	ASSESSMENT 6 Review ff ll ss zz ck nk tch	Review ve ai oi ay	Review oy a-e e-e i-e	Review o-e u-e u-e ar
	three, tree trees, green, sleep queen, please ever, never, river under, better after	good, took, book looks, looking car, dark, park hard, garden found, round around, mouse shouted	going, most over, cold told, gave take, place	he's, we're even, began before because girls, birds first	sea, tea, eat each, really these, other mother another	floppy, any many, every everyone baby, only suddenly pulled	want, wanted great, us has, inside liked, can't didn't, key hear, white	love something coming, fly why, new use, there where, boy	which, head dragon animals couldn't eyes, lived boat, cried	giant, find laughed again, friends different door, jumped stopped	thought through magic narrator once, air, who I've, I'll, these	200 HFW REVISION
	200 HFWs											
TERM 3	PHONICS SCREEN	Review ee ea ea er	Review ir ur oo oo (u)	Review oa oe ou ow	ASSESSMENT 7 Review ow ue ue ew	Review ew ie ie igh	Review or ore aw au	Review air ear ear are	Review y ph wh e	Review o Prefix un k before e, y, i 2 syllable words	Compound Words Numbers Contractions	Days Months Colours
	Nonsense words	be, he, me, we she, no, go so, to, do, today, I, by, my	love, some come, was is, his has, here there, friend your	the, of said house our one once	where were they says are, ask, put push, pull full, a	from, help back, animals will, this, that then, them with, went, just children, off	made, make came, like time, by, my I, I'm into, too don't	see, day very, have when, about out, people	down, now look, looked asked could saw, all	Mr, Mrs their little what called	HFW REVISION	HFW REVISION
	YEAR 1 CEWs					100 HFWs						



WHAT IS THE PHONICS SCREENING TEST?

- ❑ Children in year 1 throughout the country will all be taking a phonics screening test during the same week in **June**. Some pupils in year 2 will also take the test if they did not achieve the required result in year 1, or have not taken the test before.
- ❑ The phonics screening check is designed to confirm whether a individual children have learnt sufficient phonics decoding and blending skills to an appropriate standard.



WHAT HAPPENS DURING THE TEST?

- ❑ The test contains 40 words.
- ❑ Each child will sit one to one with their teacher and read each word aloud.
- ❑ The test will take about 10 minutes per child; but children will all complete their test at their own pace.
- ❑ The list of words the children read is a combination of 20 real words and 20 alien words (nonsense words)



YEAR 1 PHONICS SCREENING

grit

start

best

hooks

blan



steck



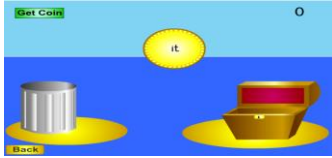
hild



quemp



WHAT RESOURCES ARE ONLINE?



Phonics Play

www.phonicsplay.co.uk



Mr Thorne Does Phonics – Youtube

https://www.youtube.com/watch?v=RCRqtFBQ_2k



Alpha Blocks – Youtube

<https://www.youtube.com/watch?v=ppb9We6g8BA>



Jolly Phonics songs - Youtube

<https://www.youtube.com/watch?v=jvAYUvQUrGo>



Monster phonics – free resources

<https://monsterphonics.com/free-resources/>



Reading Eggs

Use your child's username and password.



Bug Club

www.activelearnprimary.co.uk

Use your child's username and password.



