

Monster Phonics

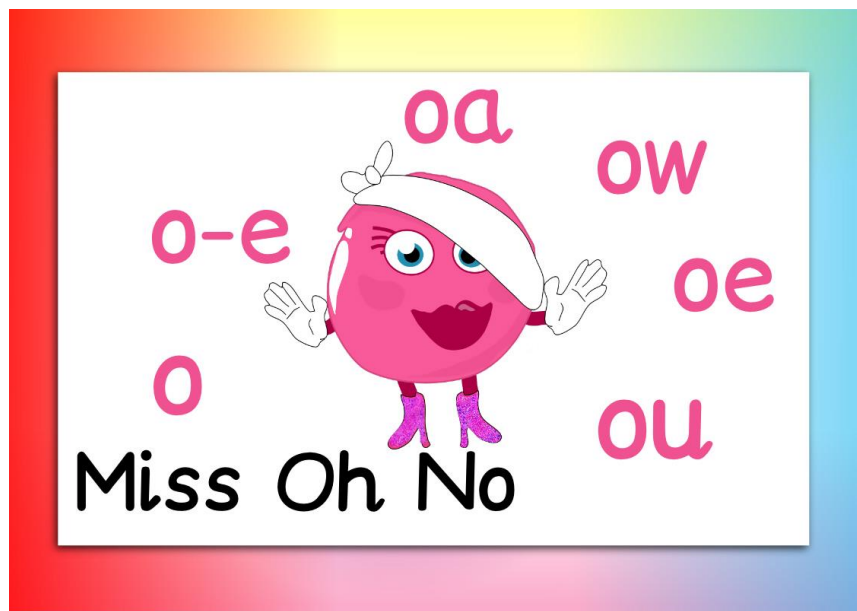
At Wellington we are using a DFE validated scheme called Monster Phonics.

Monster Phonics is engaging, exciting and imaginative and most importantly it creates a love of learning which is something our school strives to achieve for every pupil!

Each monster represents different sets of graphemes that are colour coded which supports children's recognition of the sounds.



Monster Phonics



Lets meet the other monsters...

<https://monsterphonics.com/free-resources/free-videos/the-monster-song/>



Phoneme

Any one of the 44 sounds which make up words in the English language.

Graphemes

How a phoneme is written down. There can be more than one way to spell a phoneme. For example, the phoneme 'ay' is spelt differently in each of the words 'w**ay**', 'm**a**k**e**', 'f**ai**l', 'gr**ea**t', 'sl**ei**gh' and 'l**a**dy'.



- Segmenting - Breaking a word into its sounds in order to spell them, e.g. 'frog, f – r – o – g'
- Blending - Putting together the sounds in a word in order to read it, e.g. 'f – r – o – g, frog'

□ c a t cat



ROBOT ARMS

SOUND BUTTONS

Sound buttons are circles/ spots that can be written underneath a **sound** to support reading.

ship

book

night

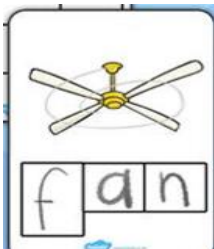
ring

wait

fair

We use a line for **digraphs and trigraphs.**

Phoneme Frame



This helps students identify the phonemes within words more easily.

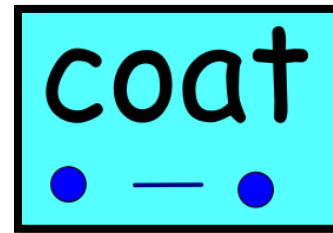


How to help my child blend?

Oral blending is when a children can **HEAR** the individual sounds (phonemes) in words and then push those sounds together to form the whole word.

You can help your child by modeling as much as possible –
“I need my c-oa-t. Coat!”

“I can see a b-ir-d. Bird!”



Use pure sounds –

Try to avoid using an ‘uh’ at the end of the letter sounds. So not ‘muh, luh, suh’ but use ‘mmm, llll, sssss’.

Using the pure sounds makes it easier for children to blend the sounds together to form a word.

Please read with your child everyday at home.



PHASES




When delivering phonics across the school, it is split into different phases. Phases 1 – 6.

EYFS

Phase 1 phonics is **the first stage of the phonics teaching programme**. At this stage, the focus is primarily on developing speaking and listening skills. Speaking and listening are an important set of literacy skills that will create the foundation to a lot of your children's further learning.

Phase 2



My Phase 2 Sound Mat



My Phase 3 Sound Mat

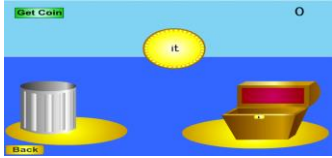


Phase 4 - This stage consolidates knowledge of learned graphemes by reading and spelling words containing adjacent consonants and polysyllabic words.

WHAT SHOULD MY CHILD KNOW BY THE END OF RECEPTION?

	WEEK 1	WEEK 2	WEEK 3	WEEK 4	WEEK 5	WEEK 6	WEEK 7	WEEK 8	WEEK 9	WEEK 10	WEEK 11	WEEK 12
TERM 1	s a t p	i n	m d g	o c k ck	e u r	h b	f ff l ll ss	j v w x	y z zz qu	ch sh th _(v) th ng	Long oo	ar
	a, at, as	in, it, is I, an	and, am dad	to, into, go no, the	get, dog, can, got, on, not, cat	up, mum put, had oh, him his, big has	he, she me, we be, of ASSESSMENT 1	if, off, you my, they for	will, all went, was from help	too, her with, are yes	then, them that this said	ASSESSMENT 2
TERM 2	oo (u)	ow	ee	ur	ai	or	oa	er	igh	air	oi	ear ure
	look now down	look now down	see going just have	see going just have	it's do so	it's do so ASSESSMENT 3	come some were one	come some were one	like, by when little what	like, by when little what	day away play children	day, away play children ASSESSMENT 4
TERM 3	CVCC	CCVC	CVC+ with previously taught graphemes	CVC+ with previously taught graphemes	CCVCC	CCVCC	CVC+ polysyllabic	CVC+ compound words	CCC onset words CCVCC+ with previously taught graphemes	CCVCC+ with previously taught graphemes	CVC+ HFW	CVC+ HFW
			your here saw	your here saw	time out house about	time out house about	Blending Segmenting made make came	Blending Segmenting I'm very old	Blending Segmenting called asked looked	Blending Segmenting their our	Blending Segmenting Mr, Mrs don't	Blending Segmenting people could ASSESSMENT 5

WHAT RESOURCES ARE ONLINE?



Phonics Play
www.phonicsplay.co.uk



Mr Thorne Does Phonics – Youtube
https://www.youtube.com/watch?v=RCRqtFBQ_2k



Alpha Blocks – Youtube
<https://www.youtube.com/watch?v=ppb9We6g8BA>



Jolly Phonics songs - Youtube
<https://www.youtube.com/watch?v=jvAYUvQUrGo>



Monster phonics – free resources
<https://monsterphonics.com/free-resources/>



Reading Eggs
Use your child's username and password.



Bug Club
www.activelearnprimary.co.uk
Use your child's username and password.



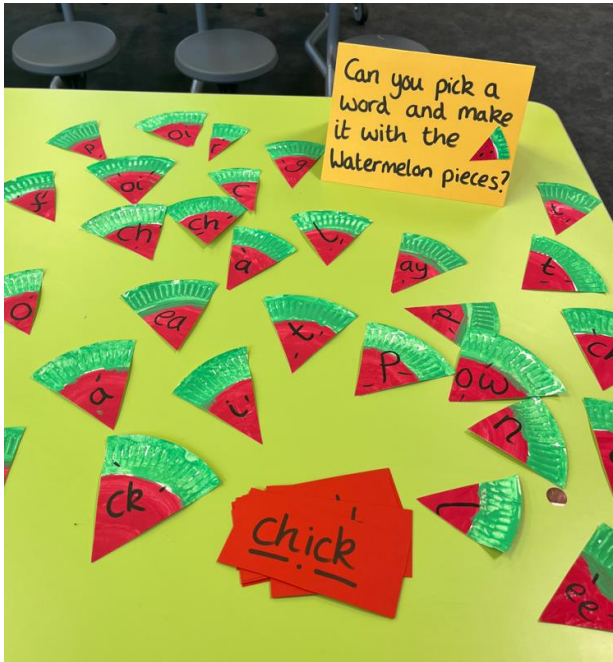


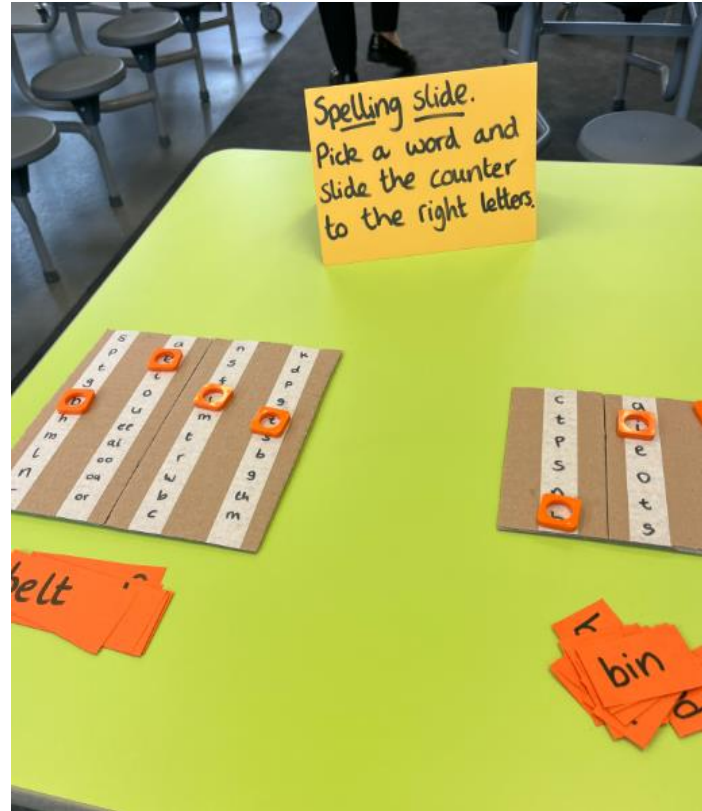
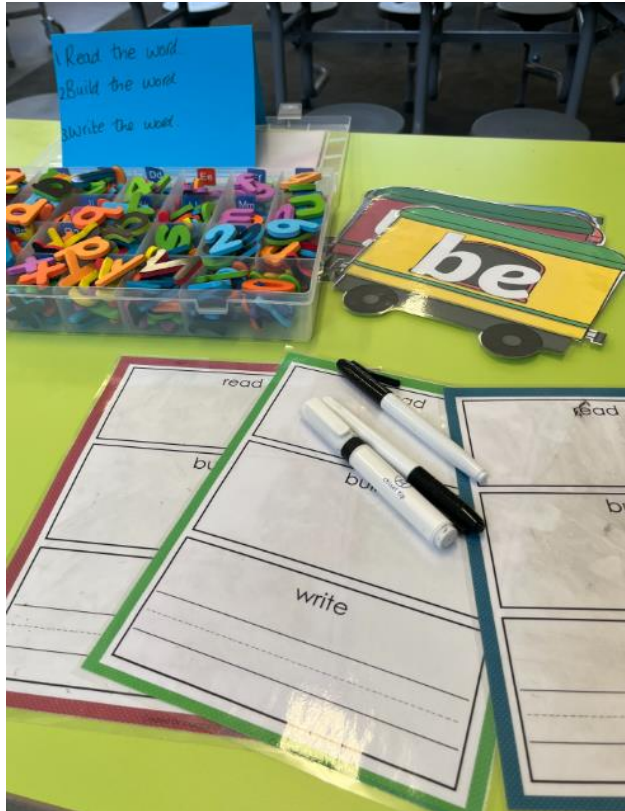
MAKE IT FUN!



Precious Play

PHONIC WORKSHOP ACTIVITIES.






**Wellington
Primary**

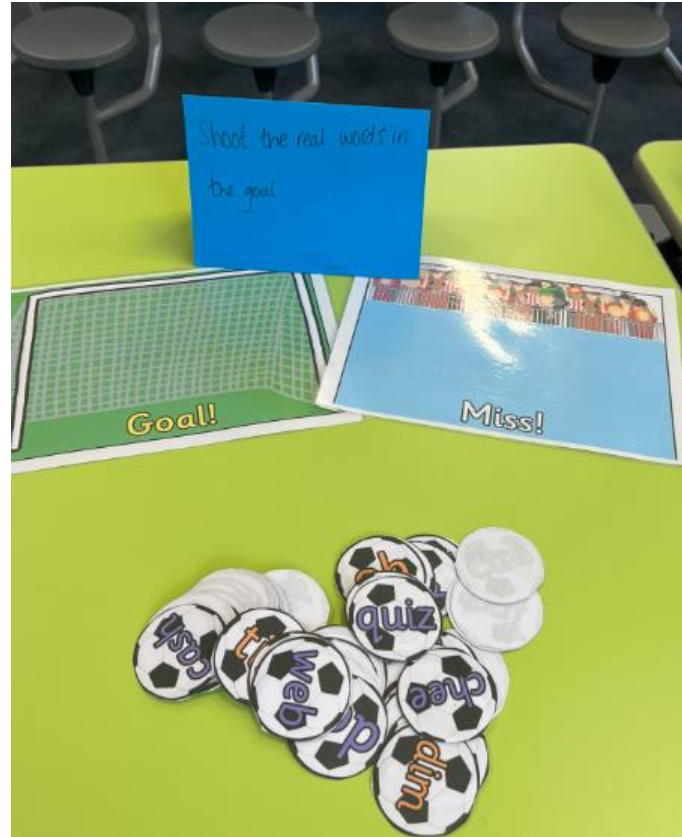








Wellington
Primary






**Wellington
Primary**





**Wellington
Primary**





**Wellington
Primary**

